

Scaled data based on original data using  
LM-79-08 Approved Method: Electrical and Photometric Measurements of Solid-  
State Lighting Products

Test Report Prepared for  
Cooper Lighting Solutions  
(formerly Eaton)

Brand: McGRAW-EDISON

Report Number: P200121

Luminaire Tested: **GWC-AF-01-LED-E1-SL2-1200**

Issue Date: 3/3/2020

**Test Information**

Test Method: LM-79-08  
Report Number: P200121  
TEST IS SCALED FROM IESNA LM-79-08 TEST DATA (P24286)  
Test Lab: INNOVATION CENTER P2  
Issue Date: 3/3/2020  
Manufacturer: COOPER LIGHTING SOLUTIONS (FORMERLY EATON)  
Product Line: MCGRAW-EDISON  
Catalog Number: GWC-AF-01-LED-E1-SL2-1200  
Description: GALLEON WALL LUMINAIRE  
(1) 70 CRI, 4000K, 1200mA LIGHTSQUARE WITH 16 LEDS EACH AND TYPE II SPILL  
LIGHT ELIMINATOR OPTICS  
Light Source: -  
Ballast/Driver: ELECTRONIC DRIVER

**Summary**

Lumens per Lamp: N/A  
Luminaire Lumens: 6987.8 lumens  
Efficiency: N/A  
Efficacy: 104.3 lumens/watt  
Luminous Opening: Rectangular (W 0.5' x L: 0.5' x H: 0')  
IES Classification: Type II - Short - Semi-Cutoff  
BUG Rating: B1 - U0 - G2

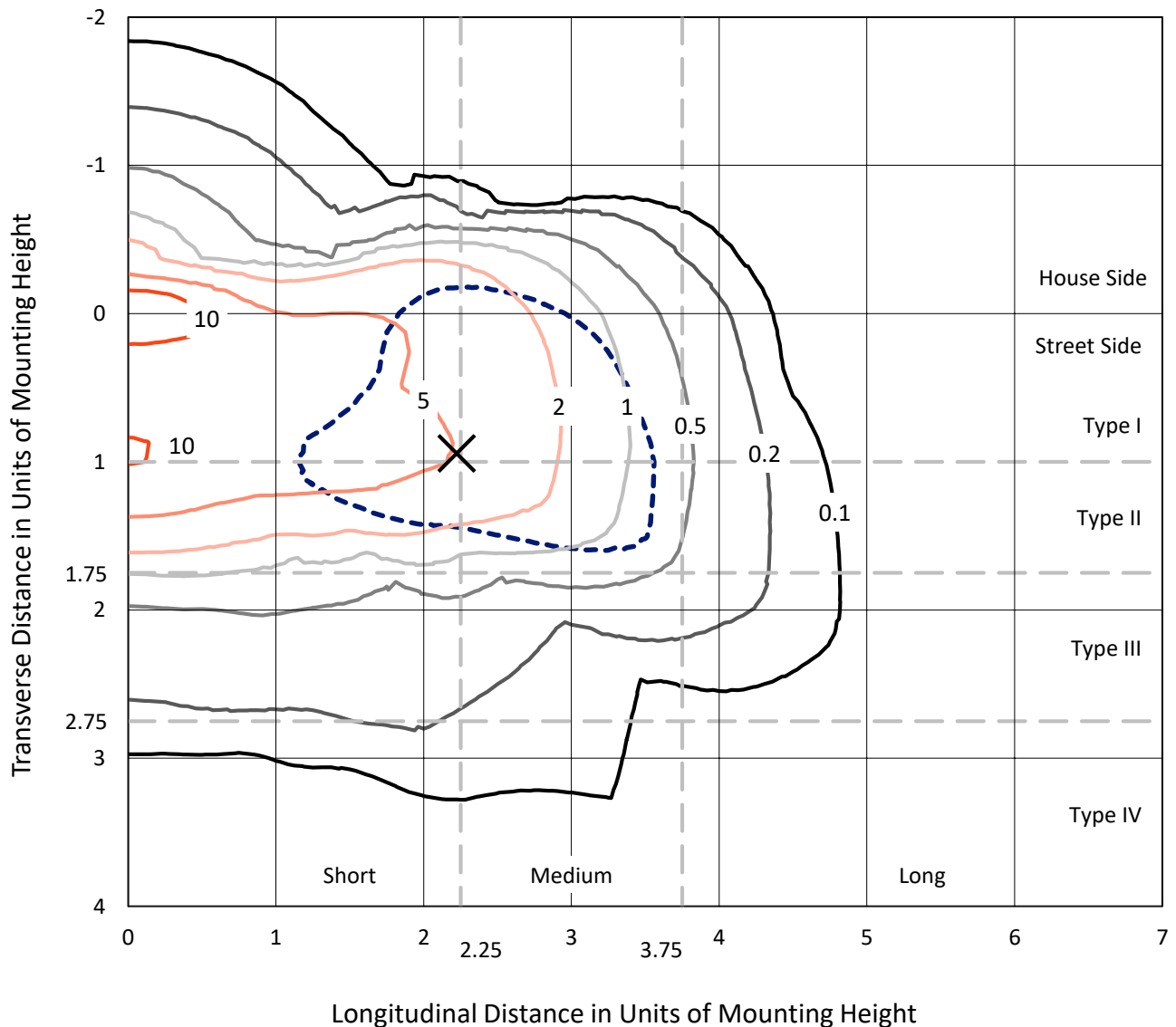
Input Watts (W): 67  
Input Voltage (V): NR  
Input Current (Ain): NR  
Voltage Rise (V): NR  
Power Factor: NR  
Total Harmonic Distortion (THDi): NR  
Frequency (hertz): 60  
Stabilization Time: NR  
Operation Time: NR  
Ambient Temperature (°C): NR  
Test Distance: 25 FT



REPORT NUMBER: P200121  
 CATALOG NUMBER: GWC-AF-01-LED-E1-SL2-1200

### Iso-Footcandle Lines of Horizontal Illumination

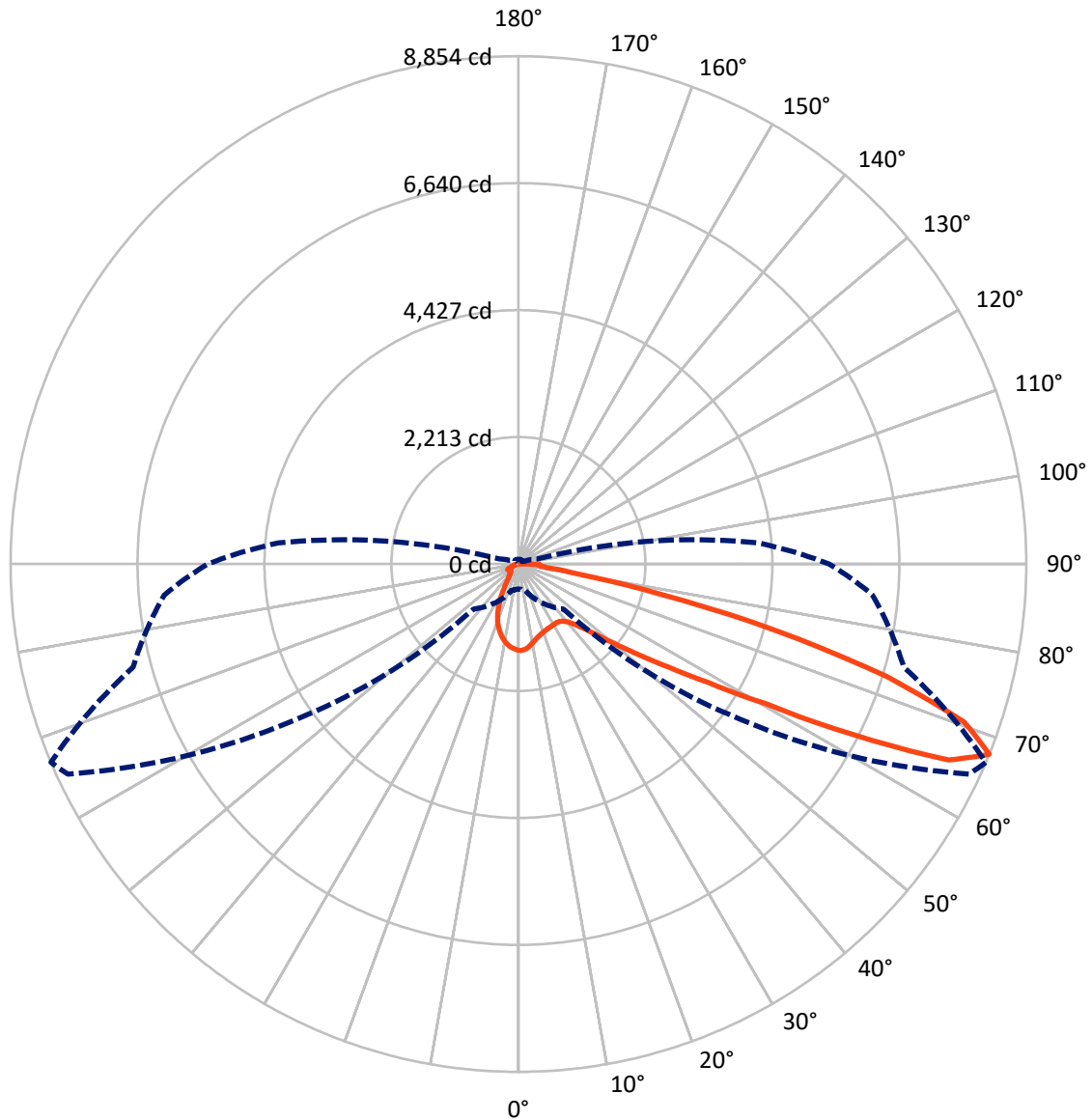
× Max cd  
 - - - 1/2 Max cd



Based on 10 foot mounting height. Maximum calculated value = 15.1 fc  
 Type II - Short - Semi-Cutoff

REPORT NUMBER: P200121  
CATALOG NUMBER: GWC-AF-01-LED-E1-SL2-1200

### Luminous Intensity Polar Plot



— Vertical Plane Through 67-Deg Lateral    - - - Horizontal Cone Through 67.5-Deg Vertical

REPORT NUMBER: P200121  
 CATALOG NUMBER: GWC-AF-01-LED-E1-SL2-1200

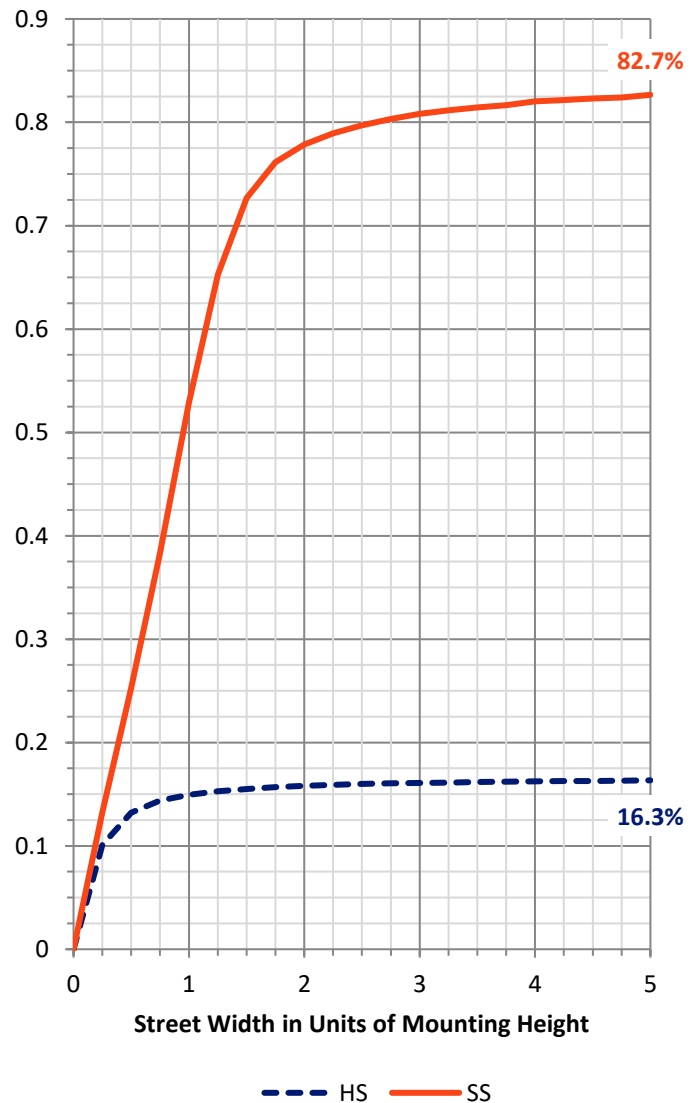
**FLUX DISTRIBUTION:**

		Downward	Upward	Total
<b>House Side</b>	Lumens	1157.8	0.0	1157.8
	% Fixture	16.6	0.0	16.6
<b>Street Side</b>	Lumens	5830.0	0.0	5830.0
	% Fixture	83.4	0.0	83.4
<b>Total</b>	Lumens	6987.8	0.0	6987.8
	% Fixture	100.0	0.0	100.0

**Coefficient of Utilization**

**ZONAL LUMENS:**

Zone	Lumens	% Fixture
0°-10°	128.6	1.8
10°-20°	297.5	4.3
20°-30°	403.3	5.8
30°-40°	573.4	8.2
40°-50°	959.3	13.7
50°-60°	1517.5	21.7
60°-70°	1933.2	27.7
70°-80°	1012.6	14.5
80°-90°	162.4	2.3
90°-100°	0.0	0.0
100°-110°	0.0	0.0
110°-120°	0.0	0.0
120°-130°	0.0	0.0
130°-140°	0.0	0.0
140°-150°	0.0	0.0
150°-160°	0.0	0.0
160°-170°	0.0	0.0
170°-180°	0.0	0.0
0°-90°	6987.8	100.0
0°-180°	6987.8	100.0



REPORT NUMBER: P200121

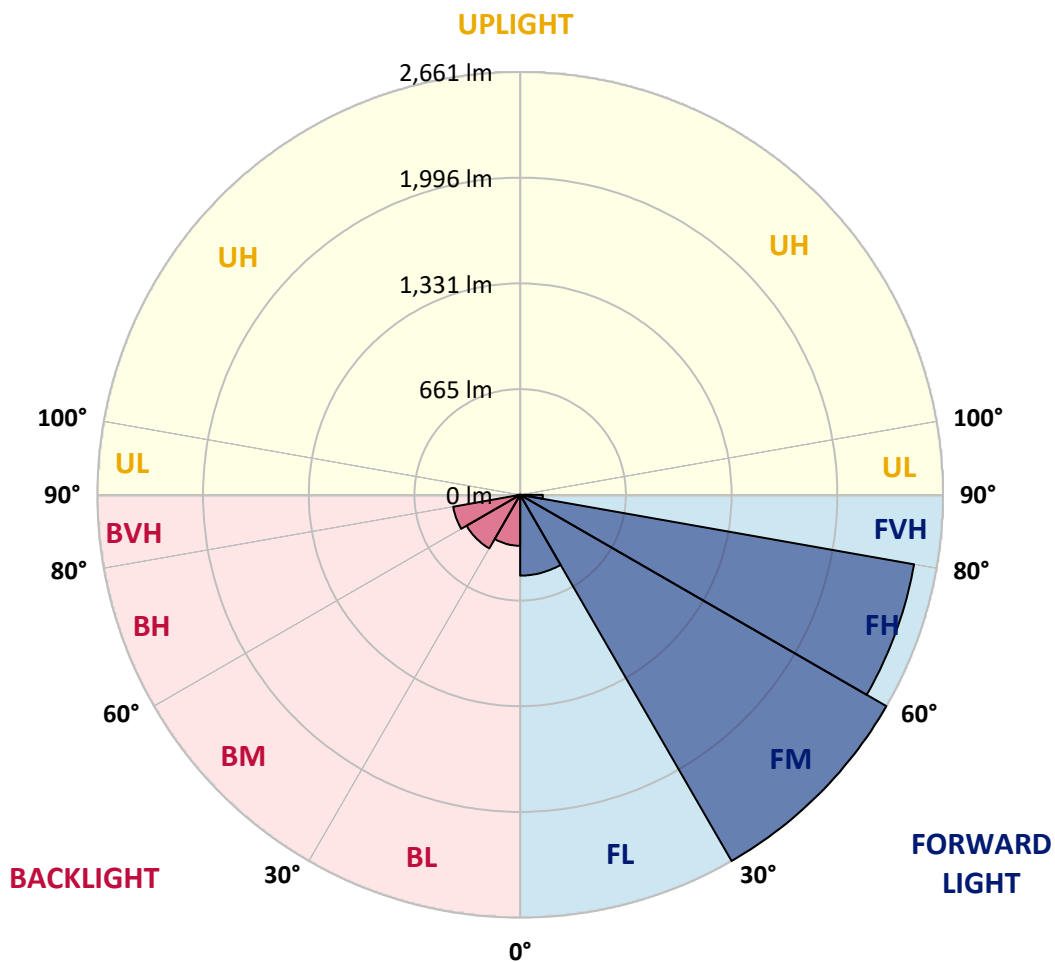
CATALOG NUMBER: GWC-AF-01-LED-E1-SL2-1200

**LUMINAIRE CLASSIFICATION SYSTEM LUMEN TABLE AND BUG RATING:**

Zone	Lumens	% Fixture	Zone Rating/Lumen Limit		
			B	U	G
FL (0°-30°)	508.5	7.3			
FM (30°-60°)	2661.1	38.1			
FH (60°-80°)	2517.6	36.0			G2/5000
FVH (80°-90°)	142.8	2.0			G2/225
BL (0°-30°)	320.9	4.6	B1/500		
BM (30°-60°)	389.1	5.6	B1/1000		
BH (60°-80°)	428.2	6.1	B1/500		G1/500
BVH (80°-90°)	19.6	0.3			G1/100
UL (90°-100°)	0.0	0.0		U0/0	
UH (100°-180°)	0.0	0.0		U0/0	

**BUG Rating: B1-U0-G2**

Type II Short



REPORT NUMBER: P200121

CATALOG NUMBER: GWC-AF-01-LED-E1-SL2-1200

**CANDELA DISTRIBUTION (FULL):**

	0°	5°	15°	25°	35°	45°	55°	65°	67°	75°	85°
0°	1507.2	1507.2	1507.2	1507.2	1507.2	1507.2	1507.2	1507.2	1507.2	1507.2	1507.2
2.5°	1445.2	1447.7	1455.2	1460.1	1481.7	1491.1	1497.6	1504.1	1505.2	1508.2	1505.2
5°	1293.6	1298.7	1312.9	1328.7	1370.8	1403.9	1438.7	1474.9	1481.4	1504.9	1511.4
7.5°	1176.1	1174.8	1186.4	1205.3	1248.4	1294.2	1355.3	1427.3	1441.4	1494.1	1519.7
10°	1090.3	1089.2	1101.6	1121.3	1162.3	1205.8	1274.6	1373.2	1393.2	1477.2	1527.6
12.5°	1026.8	1027.2	1039.6	1061.3	1103.0	1146.8	1216.8	1320.8	1346.3	1457.6	1535.9
15°	984.8	987.6	997.6	1020.7	1061.3	1105.1	1173.6	1281.6	1310.1	1442.2	1545.2
17.5°	970.7	975.2	978.7	995.5	1030.3	1074.1	1141.3	1252.6	1282.9	1431.4	1553.5
20°	983.8	989.0	982.4	988.3	1010.4	1048.9	1115.8	1229.9	1260.9	1419.3	1554.5
22.5°	1039.9	1044.8	1025.5	1008.6	1007.2	1030.7	1094.8	1211.9	1244.0	1410.4	1554.8
25°	1138.9	1142.0	1109.6	1070.3	1032.1	1024.2	1079.9	1199.5	1233.7	1402.5	1548.2
27.5°	1260.2	1262.6	1225.4	1167.5	1090.7	1039.6	1074.8	1192.2	1227.7	1395.6	1537.2
30°	1407.7	1419.0	1369.0	1296.0	1184.1	1085.5	1085.1	1188.5	1221.2	1383.8	1515.5
32.5°	1558.6	1563.4	1529.0	1454.8	1309.8	1166.1	1114.1	1191.2	1219.6	1369.7	1488.0
35°	1711.6	1717.8	1695.4	1635.8	1481.7	1284.3	1170.6	1207.5	1230.2	1364.9	1468.7
37.5°	1909.7	1918.0	1887.0	1818.1	1690.9	1444.5	1264.7	1248.1	1262.9	1378.7	1462.8
40°	2223.0	2219.2	2128.6	2025.9	1919.8	1649.6	1399.1	1317.0	1325.6	1423.1	1480.7
42.5°	2587.6	2578.2	2422.1	2260.8	2171.3	1897.7	1576.9	1436.6	1434.9	1510.7	1543.7
45°	2878.4	2870.8	2730.2	2531.4	2459.7	2180.2	1806.7	1614.7	1602.0	1649.6	1660.2
47.5°	3035.8	3036.2	2955.2	2793.0	2791.2	2539.3	2102.1	1872.5	1850.4	1872.8	1861.5
50°	2980.7	2987.9	2979.3	2927.7	3093.7	3010.0	2487.6	2231.9	2187.5	2209.6	2165.8
52.5°	2714.0	2723.3	2774.3	2853.5	3220.9	3578.9	3054.1	2678.5	2626.8	2618.9	2570.3
55°	2241.2	2252.6	2356.7	2572.0	3115.1	3961.1	3948.0	3247.8	3165.4	3090.6	3070.0
57.5°	1544.8	1563.8	1731.2	2051.0	2772.9	4076.6	5012.5	4059.3	3891.8	3630.7	3635.5
60°	870.7	892.8	1090.3	1380.8	2082.4	3951.0	5822.2	5288.5	4934.9	4262.9	4298.7
62.5°	553.7	577.6	727.4	959.3	1249.5	3275.7	6154.1	6997.3	6548.3	5042.4	5077.5
65°	448.4	458.7	529.3	791.9	907.4	1973.5	5902.2	8405.0	8237.5	6031.7	5867.7
67.5°	437.6	441.1	477.6	664.7	870.1	1109.3	4707.8	8668.2	8853.9	6955.6	6196.8
70°	432.5	444.6	538.3	634.4	833.2	935.6	2829.1	7946.7	8239.9	7197.2	5758.8
72.5°	209.8	209.2	270.9	573.8	938.7	970.4	1453.5	6429.8	6724.1	6235.4	4732.3
75°	169.2	154.8	147.8	210.2	902.4	1002.1	926.3	4424.3	4637.1	4180.6	2909.1
77.5°	160.6	143.3	131.2	131.7	381.5	1062.7	784.6	2448.6	2510.7	1888.4	797.1
80°	133.0	117.1	108.5	122.3	184.7	1012.1	848.4	1108.2	1016.9	463.8	265.4
82.5°	92.4	84.1	81.6	102.7	147.8	721.3	986.5	595.5	499.3	232.2	163.7
85°	58.9	50.3	55.9	74.8	115.1	332.9	1016.2	464.2	369.1	147.5	92.4
87.5°	27.2	22.1	27.5	41.3	75.1	114.8	966.9	521.4	380.1	77.8	58.2
90°	0.0	0.0	0.0	0.0	0.0	0.0	0.0	0.0	0.0	0.0	0.0



REPORT NUMBER: P200121  
 CATALOG NUMBER: GWC-AF-01-LED-E1-SL2-1200

**CANDELA DISTRIBUTION (continued):**

	90°	95°	105°	115°	125°	135°	145°	155°	165°	175°	180°
0°	1507.2	1507.2	1507.2	1507.2	1507.2	1507.2	1507.2	1507.2	1507.2	1507.2	1507.2
2.5°	1507.9	1501.4	1496.3	1486.6	1475.9	1465.6	1456.3	1444.5	1441.1	1438.0	1442.8
5°	1512.7	1506.2	1487.3	1457.6	1424.9	1394.2	1363.6	1337.4	1321.1	1312.2	1317.4
7.5°	1520.0	1510.7	1471.4	1417.0	1358.1	1304.3	1248.8	1204.3	1171.6	1156.1	1160.5
10°	1526.5	1508.6	1444.5	1362.9	1276.7	1196.8	1109.3	1036.9	983.2	954.8	961.8
12.5°	1529.3	1500.7	1407.0	1295.4	1177.1	1060.0	931.1	822.9	745.7	717.4	711.6
15°	1532.1	1491.8	1365.6	1218.4	1056.9	891.1	710.5	580.9	516.9	502.8	499.6
17.5°	1532.8	1476.2	1318.8	1135.1	916.0	690.2	485.9	403.6	403.9	426.6	429.3
20°	1525.5	1453.1	1261.9	1031.3	747.1	477.3	333.6	319.5	371.4	428.3	435.3
22.5°	1509.0	1422.5	1197.5	910.4	553.7	314.3	258.1	273.6	340.8	410.4	418.3
25°	1488.0	1385.3	1121.3	770.2	366.6	224.6	216.4	235.4	280.8	327.3	331.8
27.5°	1459.3	1341.2	1035.8	609.6	238.1	185.1	190.6	203.3	221.9	242.6	244.7
30°	1422.5	1288.4	944.5	444.6	179.8	166.4	174.4	181.3	189.1	200.9	201.9
32.5°	1380.1	1237.8	850.8	307.0	159.6	156.8	163.0	166.4	172.7	179.8	180.6
35°	1344.6	1189.5	753.6	217.1	150.9	149.6	153.6	155.1	160.9	168.9	169.5
37.5°	1324.3	1150.2	653.4	175.0	145.1	143.0	145.5	145.5	153.6	165.4	167.2
40°	1325.6	1128.5	553.1	158.1	140.2	137.5	137.8	137.8	148.5	161.3	162.3
42.5°	1363.2	1134.0	464.2	151.6	136.5	133.4	131.7	132.7	141.6	149.9	150.6
45°	1451.5	1173.0	380.7	147.5	132.7	131.7	127.9	127.5	130.9	134.7	134.7
47.5°	1596.1	1249.8	324.3	144.7	129.6	129.2	124.7	120.3	119.9	121.3	121.3
50°	1831.5	1382.1	286.3	141.6	127.5	124.7	119.6	112.7	110.3	111.3	111.3
52.5°	2184.4	1618.2	271.9	137.5	123.1	118.6	112.7	105.8	103.7	104.0	104.0
55°	2647.2	1980.7	269.9	132.7	118.2	111.0	106.2	101.0	98.5	99.2	99.2
57.5°	3212.7	2482.1	306.7	125.1	111.6	103.4	100.7	97.2	95.4	96.5	96.2
60°	3900.1	3138.2	454.9	117.1	105.1	96.5	96.5	93.7	92.4	93.4	93.1
62.5°	4692.0	3891.8	639.5	111.3	98.2	90.9	92.4	90.9	89.6	90.3	89.9
65°	5394.2	4382.8	598.9	106.8	91.3	85.8	88.2	87.6	86.5	87.2	86.8
67.5°	5414.6	4201.0	336.3	102.0	84.8	80.6	84.1	83.8	83.1	83.8	83.4
70°	4832.2	3547.2	189.6	93.1	77.8	74.5	79.3	78.9	78.3	79.6	79.3
72.5°	3871.5	2574.2	138.5	82.0	71.0	67.9	73.4	73.0	73.0	75.1	74.1
75°	2227.8	1324.6	110.6	70.3	63.7	61.4	66.2	66.5	67.2	70.0	67.9
77.5°	635.0	412.9	90.3	59.6	54.8	53.8	58.6	59.2	59.6	62.7	59.9
80°	236.0	190.2	74.5	49.9	44.8	45.1	49.6	50.6	51.0	54.1	50.6
82.5°	150.6	125.4	60.4	38.6	35.2	34.8	40.3	41.7	41.7	42.0	40.0
85°	87.9	75.1	45.5	27.9	24.9	23.7	30.0	32.4	31.4	30.7	29.3
87.5°	58.9	51.7	27.9	15.5	13.4	12.8	17.6	19.3	18.6	17.6	16.6
90°	0.0	0.0	0.0	0.0	0.0	0.0	0.0	0.0	0.0	0.0	0.0

(END OF REPORT)